

120 York Street
Kennebunk, ME 04043
(207) 467-3478

NELSON ANALYTICAL LAB



ISO 17025:2017 Accreditation
ANAB Certificate Number: AT-2169
Maine CDC Accreditation MTF001
Office of Marijuana Policy MTF328

Report Date: 08 October 2024

Mac's Tree House:
84F Warren Ave. 1 Westbrook ME , 04092:

Enclosed are the results of analytical testing performed on the following samples:

Laboratory ID	Sample Location	Date sampled	Date received
C24100068.01	CK	01-Oct-24 00:00	03-Oct-24 08:00
C24100068.02	Peach	01-Oct-24 00:00	03-Oct-24 08:00
C24100068.03	PFM	01-Oct-24 00:00	03-Oct-24 08:00
C24100068.04	Pest	01-Oct-24 00:00	03-Oct-24 08:00
C24100068.05	Heavy Metals	01-Oct-24 00:00	03-Oct-24 08:00

If you have any questions concerning this report, please feel free to contact the laboratory at 207-467-3478.

Lorri Maling
Laboratory Director

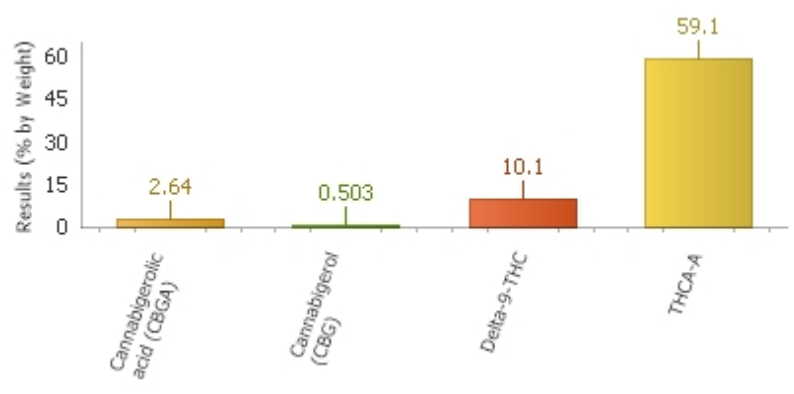


NELSON ANALYTICAL LAB

120 York Street
 Kennebunk, ME 04046
 (207) 467-3478

ISO 17025:2017 Certification
 ANAB Certificate Number AT-2169
 Maine CDC Accreditation # MTF001
 Office of Marijuana Policy MTF328

Amount Received: **REPORT OF ANALYSIS** **Date sampled :** **10/01/2024**
Collected by: **Client** **Mac's Tree House** **Reported Date:** **10/08/2024**
C24100068.01 **Temp Received:**
CK(Concentrate)



Cannabinoids by HPLC

Analyte	Result	Reporting Limit	Units	Q	Analyzed	Method	Analyst	Pass/Fail Limit	Test Remarks
Cannabidiol (CBD)	ND	0.1	% by Weight		10/03/2024 15:12	HPLC SOP-7	NRS	N/A	
Cannabidiol acid (CBDA)	ND	0.1	% by Weight		10/03/2024 15:12	HPLC SOP-7	NRS	N/A	
Cannabigerolic acid (CBGA)	2.64	0.1	% by Weight		10/03/2024 15:12	HPLC SOP-7	NRS	N/A	
Cannabigerol (CBG)	0.503	0.1	% by Weight		10/03/2024 15:12	HPLC SOP-7	NRS	N/A	
Cannabidiol (CBD)	ND	0.1	% by Weight		10/03/2024 15:12	HPLC SOP-7	NRS	N/A	
Tetrahydrocannabivarin (THCV)	ND	0.1	% by Weight		10/03/2024 15:12	HPLC SOP-7	NRS	N/A	
Cannabinol (CBN)	ND	0.1	% by Weight		10/03/2024 15:12	HPLC SOP-7	NRS	N/A	
Delta-9-THC	10.1	0.1	% by Weight		10/03/2024 15:12	HPLC SOP-7	NRS	N/A	
Delta-8-THC	ND	0.1	% by Weight		10/03/2024 15:12	HPLC SOP-7	NRS	N/A	
Cannabichromene (CBC)	ND	0.1	% by Weight		10/03/2024 15:12	HPLC SOP-7	NRS	N/A	
THCA-A	59.1	0.1	% by Weight		10/03/2024 15:12	HPLC SOP-7	NRS	N/A	

Total Cannabinoids by HPLC (Calculated)

Analyte	Result	Reporting Limit	Units	Q	Analyzed	Method	Analyst	Pass/Fail Limit	Test Remarks
CBD+CBDA- Calculated	ND	0.1	% by Weight		10/03/2024 15:12	HPLC SOP-7	NRS	N/A	
Total CBD-(Max CBD) Calculated	ND	0.1	% by Weight		10/03/2024 15:12	HPLC SOP-7	NRS	N/A	
THC+THCA- Calculated	69.2	0.1	% by Weight		10/03/2024 15:12	HPLC SOP-7	NRS	N/A	
Total THC-(Max THC) Calculated	61.9	0.1	% by Weight		10/03/2024 15:12	HPLC SOP-7	NRS	N/A	
Total THC-(Max THC+D8) Calculated	61.9	0.1	% by Weight		10/03/2024 15:12	HPLC SOP-7	NRS	N/A	
Total Cannabinoids- Calculated	72.3	0.1	% by Weight		10/03/2024 15:12	HPLC SOP-7	NRS	N/A	

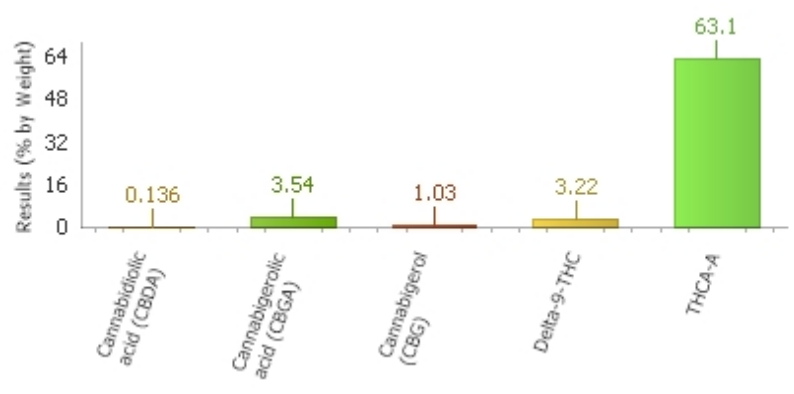
Results as reported above relate only to samples as submitted, unless specifically noted otherwise.

NELSON ANALYTICAL LAB

120 York Street
 Kennebunk, ME 04046
 (207) 467-3478

ISO 17025:2017 Certification
 ANAB Certificate Number AT-2169
 Maine CDC Accreditation # MTF001
 Office of Marijuana Policy MTF328

Amount Received: **REPORT OF ANALYSIS** **Date sampled :** **10/01/2024**
Collected by: **Client** **Mac's Tree House** **Reported Date:** **10/08/2024**
C24100068.02 **Temp Received:**
Peach(Concentrate)



Cannabinoids by HPLC

Analyte	Result	Reporting Limit	Units	Q	Analyzed	Method	Analyst	Pass/Fail Limit	Test Remarks
Cannabidiol (CBD)	ND	0.1	% by Weight		10/03/2024 15:23	HPLC SOP-7	NRS	N/A	
Cannabidiolic acid (CBDA)	0.136	0.1	% by Weight		10/03/2024 15:23	HPLC SOP-7	NRS	N/A	
Cannabigeronic acid (CBGA)	3.54	0.1	% by Weight		10/03/2024 15:23	HPLC SOP-7	NRS	N/A	
Cannabigerol (CBG)	1.03	0.1	% by Weight		10/03/2024 15:23	HPLC SOP-7	NRS	N/A	
Cannabidiol (CBD)	ND	0.1	% by Weight		10/03/2024 15:23	HPLC SOP-7	NRS	N/A	
Tetrahydrocannabivarin (THCV)	ND	0.1	% by Weight		10/03/2024 15:23	HPLC SOP-7	NRS	N/A	
Cannabinol (CBN)	ND	0.1	% by Weight		10/03/2024 15:23	HPLC SOP-7	NRS	N/A	
Delta-9-THC	3.22	0.1	% by Weight		10/03/2024 15:23	HPLC SOP-7	NRS	N/A	
Delta-8-THC	ND	0.1	% by Weight		10/03/2024 15:23	HPLC SOP-7	NRS	N/A	
Cannabichromene (CBC)	ND	0.1	% by Weight		10/03/2024 15:23	HPLC SOP-7	NRS	N/A	
THCA-A	63.1	0.1	% by Weight		10/03/2024 15:23	HPLC SOP-7	NRS	N/A	

Total Cannabinoids by HPLC (Calculated)

Analyte	Result	Reporting Limit	Units	Q	Analyzed	Method	Analyst	Pass/Fail Limit	Test Remarks
CBD+CBDA- Calculated	0.136	0.1	% by Weight		10/03/2024 15:23	HPLC SOP-7	NRS	N/A	
Total CBD-(Max CBD) Calculated	0.119	0.1	% by Weight		10/03/2024 15:23	HPLC SOP-7	NRS	N/A	
THC+THCA- Calculated	66.4	0.1	% by Weight		10/03/2024 15:23	HPLC SOP-7	NRS	N/A	
Total THC-(Max THC) Calculated	58.6	0.1	% by Weight		10/03/2024 15:23	HPLC SOP-7	NRS	N/A	
Total THC-(Max THC+D8) Calculated	58.6	0.1	% by Weight		10/03/2024 15:23	HPLC SOP-7	NRS	N/A	
Total Cannabinoids- Calculated	71.1	0.1	% by Weight		10/03/2024 15:23	HPLC SOP-7	NRS	N/A	

Results as reported above relate only to samples as submitted, unless specifically noted otherwise.

NELSON ANALYTICAL LAB

120 York Street
 Kennebunk, ME 04046
 (207) 467-3478

ISO 17025:2017 Certification
 ANAB Certificate Number AT-2169
 Maine CDC Accreditation # MTF001
 Office of Marijuana Policy MTF328

Amount Received:

REPORT OF ANALYSIS

Date sampled : 10/01/2024

Collected by: Client

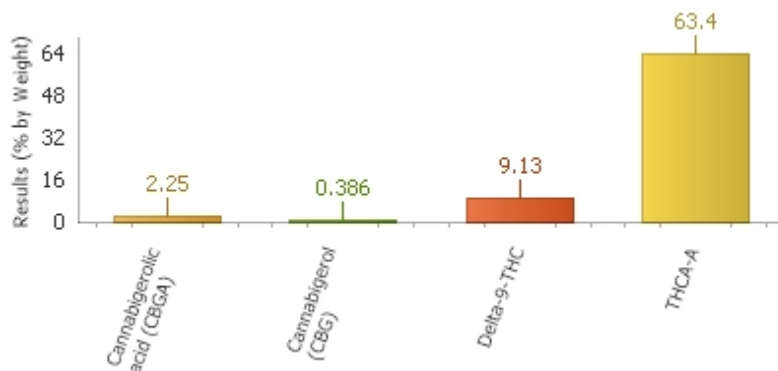
Mac's Tree House

Reported Date: 10/08/2024

C24100068.03

Temp Received:

PFM(Concentrate)



Cannabinoids by HPLC

Analyte	Result	Reporting Limit	Units	Q	Analyzed	Method	Analyst	Pass/Fail Limit	Test Remarks
Cannabidiol (CBD)	ND	0.1	% by Weight		10/03/2024 15:33	HPLC SOP-7	NRS	N/A	
Cannabidiol acid (CBDA)	ND	0.1	% by Weight		10/03/2024 15:33	HPLC SOP-7	NRS	N/A	
Cannabigerolic acid (CBGA)	2.25	0.1	% by Weight		10/03/2024 15:33	HPLC SOP-7	NRS	N/A	
Cannabigerol (CBG)	0.386	0.1	% by Weight		10/03/2024 15:33	HPLC SOP-7	NRS	N/A	
Cannabidiol (CBD)	ND	0.1	% by Weight		10/03/2024 15:33	HPLC SOP-7	NRS	N/A	
Tetrahydrocannabivarin (THCV)	ND	0.1	% by Weight		10/03/2024 15:33	HPLC SOP-7	NRS	N/A	
Cannabinol (CBN)	ND	0.1	% by Weight		10/03/2024 15:33	HPLC SOP-7	NRS	N/A	
Delta-9-THC	9.13	0.1	% by Weight		10/03/2024 15:33	HPLC SOP-7	NRS	N/A	
Delta-8-THC	ND	0.1	% by Weight		10/03/2024 15:33	HPLC SOP-7	NRS	N/A	
Cannabichromene (CBC)	ND	0.1	% by Weight		10/03/2024 15:33	HPLC SOP-7	NRS	N/A	
THCA-A	63.4	0.1	% by Weight		10/03/2024 15:33	HPLC SOP-7	NRS	N/A	

Total Cannabinoids by HPLC (Calculated)

Analyte	Result	Reporting Limit	Units	Q	Analyzed	Method	Analyst	Pass/Fail Limit	Test Remarks
CBD+CBDA- Calculated	ND	0.1	% by Weight		10/03/2024 15:33	HPLC SOP-7	NRS	N/A	
Total CBD-(Max CBD) Calculated	ND	0.1	% by Weight		10/03/2024 15:33	HPLC SOP-7	NRS	N/A	
THC+THCA- Calculated	72.6	0.1	% by Weight		10/03/2024 15:33	HPLC SOP-7	NRS	N/A	
Total THC-(Max THC) Calculated	64.8	0.1	% by Weight		10/03/2024 15:33	HPLC SOP-7	NRS	N/A	
Total THC-(Max THC+D8) Calculated	64.8	0.1	% by Weight		10/03/2024 15:33	HPLC SOP-7	NRS	N/A	
Total Cannabinoids- Calculated	75.2	0.1	% by Weight		10/03/2024 15:33	HPLC SOP-7	NRS	N/A	

Results as reported above relate only to samples as submitted, unless specifically noted otherwise.

NELSON ANALYTICAL LAB

120 York Street
 Kennebunk, ME 04046
 (207) 467-3478

ISO 17025:2017 Certification
 ANAB Certificate Number AT-2169
 Maine CDC Accreditation # MTF001
 Office of Marijuana Policy MTF328

Amount Received:

REPORT OF ANALYSIS

Date sampled : 10/01/2024

Collected by: Client

Mac's Tree House

Reported Date: 10/08/2024

C24100068.04

Temp Received:

Pest(Concentrate)

pesticides by LCMSMS

Analyte	Result	Reporting Limit	Units	Q	Analyzed	Method	Analyst	Pass/Fail Limit	Test Remarks
Abamectin	ND	400	ug/kg		10/05/2024 14:21	SOP-69	LAM	500	Pass
Acephate	ND	200	ug/kg		10/05/2024 14:21	SOP-69	LAM	400	Pass
Acequinocyl	ND	1000	ug/kg		10/05/2024 14:21	SOP-69	LAM	2000	Pass
Acetamiprid	ND	100	ug/kg		10/05/2024 14:21	SOP-69	LAM	200	Pass
Aldicarb	ND	300	ug/kg		10/05/2024 14:21	SOP-69	LAM	400	Pass
Azoxystrobin	ND	150	ug/kg		10/05/2024 14:21	SOP-69	LAM	200	Pass
Bifenazate	ND	150	ug/kg		10/05/2024 14:21	SOP-69	LAM	200	Pass
Bifenthrin	ND	150	ug/kg		10/05/2024 14:21	SOP-69	LAM	200	Pass
Boscalid	ND	250	ug/kg		10/05/2024 14:21	SOP-69	LAM	400	Pass
Carbaryl	ND	190	ug/kg		10/05/2024 14:21	SOP-69	LAM	200	Pass
Carbofuran	ND	100	ug/kg		10/05/2024 14:21	SOP-69	LAM	200	Pass
Chlorantraniliprole	ND	150	ug/kg		10/05/2024 14:21	SOP-69	LAM	200	Pass
Chlorfenapyr	ND	750	ug/kg		10/05/2024 14:21	SOP-69	LAM	1000	Pass
Chlorpyrifos	ND	100	ug/kg		10/05/2024 14:21	SOP-69	LAM	200	Pass
Clofentezine	ND	100	ug/kg		10/05/2024 14:21	SOP-69	LAM	200	Pass
Cyfluthrin	ND	750	ug/kg		10/05/2024 14:21	SOP-69	LAM	1000	Pass
Cypermethrin	ND	500	ug/kg		10/05/2024 14:21	SOP-69	LAM	1000	Pass
Daminozide	ND	500	ug/kg		10/05/2024 14:21	SOP-69	LAM	1000	Pass
DDVP (Dichlofos)	ND	500	ug/kg		10/05/2024 14:21	SOP-69	LAM	1000	Pass
Diazinon	ND	150	ug/kg		10/05/2024 14:21	SOP-69	LAM	200	Pass
Dimethoate	ND	100	ug/kg		10/05/2024 14:21	SOP-69	LAM	200	Pass
Ethoprophos	ND	100	ug/kg		10/05/2024 14:21	SOP-69	LAM	200	Pass
Etonfenprox	ND	200	ug/kg		10/05/2024 14:21	SOP-69	LAM	400	Pass
Etoxazole	ND	150	ug/kg		10/05/2024 14:21	SOP-69	LAM	200	Pass
Fenoxycarb	ND	150	ug/kg		10/05/2024 14:21	SOP-69	LAM	200	Pass
Fenpyroximate	ND	200	ug/kg		10/05/2024 14:21	SOP-69	LAM	400	Pass
Fipronil	ND	300	ug/kg		10/05/2024 14:21	SOP-69	LAM	400	Pass
Flonicamid	ND	500	ug/kg		10/05/2024 14:21	SOP-69	LAM	1000	Pass
Fludioxonil	ND	300	ug/kg		10/05/2024 14:21	SOP-69	LAM	400	Pass
Hexythiazox	ND	500	ug/kg		10/05/2024 14:21	SOP-69	LAM	1000	Pass
Imazalil	ND	150	ug/kg		10/05/2024 14:21	SOP-69	LAM	200	Pass

Results as reported above relate only to samples as submitted, unless specifically noted otherwise.

NELSON ANALYTICAL LAB

120 York Street
 Kennebunk, ME 04046
 (207) 467-3478

ISO 17025:2017 Certification
 ANAB Certificate Number AT-2169
 Maine CDC Accreditation # MTF001
 Office of Marijuana Policy MTF328

Amount Received:

REPORT OF ANALYSIS

Date sampled : 10/01/2024

Collected by: Client

Mac's Tree House

Reported Date: 10/08/2024

C24100068.04

Temp Received:

Pest(Concentrate)

pesticides by LCMSMS

Analyte	Result	Reporting Limit	Units	Q	Analyzed	Method	Analyst	Pass/Fail Limit	Test Remarks
Imidacloprid	ND	200	ug/kg		10/05/2024 14:21	SOP-69	LAM	400	Pass
Kresoxim-methyl	ND	200	ug/kg		10/05/2024 14:21	SOP-69	LAM	400	Pass
Malathion	ND	100	ug/kg		10/05/2024 14:21	SOP-69	LAM	200	Pass
Metalaxyl	ND	150	ug/kg		10/05/2024 14:21	SOP-69	LAM	200	Pass
Methiocarb	ND	150	ug/kg		10/05/2024 14:21	SOP-69	LAM	200	Pass
Methomyl	ND	300	ug/kg		10/05/2024 14:21	SOP-69	LAM	400	Pass
Methyl Parathion	ND	190	ug/kg		10/05/2024 14:21	SOP-69	LAM	200	Pass
MGK-264	ND	190	ug/kg		10/05/2024 14:21	SOP-69	LAM	200	Pass
Myclobutanil	ND	150	ug/kg		10/05/2024 14:21	SOP-69	LAM	200	Pass
Naled	ND	250	ug/kg		10/05/2024 14:21	SOP-69	LAM	500	Pass
Oxamyl	ND	500	ug/kg		10/05/2024 14:21	SOP-69	LAM	1000	Pass
Paclobutrazol	ND	200	ug/kg		10/05/2024 14:21	SOP-69	LAM	400	Pass
Permethrins (Cis and Trans)	ND	190	ug/kg		10/05/2024 14:21	SOP-69	LAM	200	Pass
Phosmet	ND	150	ug/kg		10/05/2024 14:21	SOP-69	LAM	200	Pass
Piperonylbutoxide	ND	800	ug/kg		10/05/2024 14:21	SOP-69	LAM	2000	Pass
Prallethrin	ND	150	ug/kg		10/05/2024 14:21	SOP-69	LAM	200	Pass
propiconazole	ND	300	ug/kg		10/05/2024 14:21	SOP-69	LAM	400	Pass
Propoxur	ND	100	ug/kg		10/05/2024 14:21	SOP-69	LAM	200	Pass
Pyrethrins (Cumulative Residues)	ND	800	ug/kg		10/05/2024 14:21	SOP-69	LAM	1000	Pass
Pyridaben	ND	150	ug/kg		10/05/2024 14:21	SOP-69	LAM	200	Pass
Spinosad	ND	150	ug/kg		10/05/2024 14:21	SOP-69	LAM	200	Pass
Spiromesifen	ND	150	ug/kg		10/05/2024 14:21	SOP-69	LAM	200	Pass
Spirotetramat	ND	150	ug/kg		10/05/2024 14:21	SOP-69	LAM	200	Pass
Spiroxamine	ND	200	ug/kg		10/05/2024 14:21	SOP-69	LAM	400	Pass
Tebuconazole	ND	200	ug/kg		10/05/2024 14:21	SOP-69	LAM	400	Pass
Thiacloprid	ND	100	ug/kg		10/05/2024 14:21	SOP-69	LAM	200	Pass
Thiamethoxam	ND	100	ug/kg		10/05/2024 14:21	SOP-69	LAM	200	Pass
Trifloxystrobin	ND	100	ug/kg		10/05/2024 14:21	SOP-69	LAM	200	Pass
Pesticide Extraction Date	ND				10/05/2024 17:00	SOP-69	LAM	N/A	

Results as reported above relate only to samples as submitted, unless specifically noted otherwise.

120 York Street
Kennebunk, ME 04046
(207) 467-3478

NELSON ANALYTICAL LAB



RP241008042

ISO 17025:2017 Certification
ANAB Certificate Number AT-2169
Maine CDC Accreditation # MTF001
Office of Marijuana Policy MTF328

Amount Received:

REPORT OF ANALYSIS

Date sampled : 10/01/2024

Collected by: Client

Mac's Tree House

Reported Date: 10/08/2024

C24100068.05

Temp Received:

Heavy Metals(Concentrate)

Metals by ICP MS

Analyte	Result	Reporting Limit	Units	Q	Analyzed	Method	Analyst	Pass/Fail Limit	Test Remarks
Metals preparation	ND				10/03/2024 19:15	EPA 200.8	LAM	N/A	
Arsenic	ND	100	ug/kg		10/04/2024 08:18	EPA 200.8	LAM	N/A	
Cadmium	ND	100	ug/kg		10/04/2024 08:18	EPA 200.8	LAM	N/A	
Lead	ND	100	ug/kg		10/04/2024 08:18	EPA 200.8	LAM	N/A	
Mercury	ND	80	ug/kg		10/04/2024 08:18	EPA 200.8	LAM	N/A	

Notes and Definitions

Note: All sample results are based on samples as they are received. Not all potential/existing hazards were tested. Unless otherwise noted below, analyses were performed without significant modifications and QC met the quality standards outlined in the methods reported. For purposes of reporting the terms marijuana and cannabis are used interchangeably. The Pass/Fail column on the report references Maine Adult Use acceptance limits. The State of Maine does not require Medical Marijuana or Hemp to meet these acceptance limits currently.

Heat activation of cannabis products converts THCA to THC and CBDA to CBD in a time and temperature dependent manner. This conversion is known as decarboxylation and results from the loss of CO₂ during heating.

Total THC (Max THC) = Delta 8 THC + Delta 9 THC + (THCA x 0.877)

Total CBD (Max CBD) = CBD + (CBDA x 0.880)

Nelson Analytical is accredited for testing by ISO/IEC 17025:2017 and certified by ME CDC for the following parameters only:

Cannabinoids: Cannabinol (CBN), Cannabidiol (CBD)*, Cannabidiolic Acid (CBDA)*, Cannabigerol (CBG), Cannabigerolic Acid (CBGA), Cannabichromene (CBC), delta-9-THC*, delta-8-THC, THCA-A*, Tetrahydrocannabivarin (THCV), Cannabidivarin (CBDV) by High Pressure Liquid Chromatography (HPLC). Internal SOP-1/SOP-7 Analysis of Cannabinoids *NOTE: ME CDC certification for CBD, CBDA, Delta 9 THC and THCA-A, Total THC and Total CBD.

Homogeneity (Internal SOP-1/SOP-7 Analysis of Cannabinoids)

Visual Inspection - Foreign Material Testing (Internal SOP-24-Visual Inspection)

% Moisture (Loss on drying) (Internal SOP 59 - % Moisture) ISO 17025 Accreditation

Metals Preparation and Analysis: Arsenic, Cadmium, Lead and Mercury (SOP-17- ICP MS based on EPA 200.8)

Mycotoxins: Total Aflatoxin and Ochratoxin by ELISA - Internal SOP-4 Total Aflatoxin and Ochratoxin

Yeast and Mold (based on AOAC Method 997.02/2014.05), Total Coliform and E. coli (based on AOAC Method 991.14) E. Coli P/A (based on AOAC 991.14), Aerobic Plate Count (based on AOAC Method 990.12), Enterobacteriaceae (based on OMA 2003.01), Salmonella (based on AOAC 2014.01) SOP-3-Microbiological analysis by Petri Film.

Water Activity (SOP-53-Water Activity-based on ASTM D81918)

Residual Solvents by GC/MS Headspace (SOP 66)

Pesticides by LCMSMS (based on ASTM SOP 69)

< or ND - Analyte result not detected above the method reporting limit. TNTC is to numerous to count.

All sample results are reported on an "as received" basis.

Edibles are reported in mg/serving. The serving size is defined by the customer for Adult Use testing. If the serving size is not defined by the customer (for R&D or Medical testing), the number reported is based on the weight of one unit of the product or as defined on the customer label. The mg/serving reported are based on weights of the serving size taken at the laboratory or supplied by the customer. The mg/package results reported are based on information supplied by the customer.

Edible conversion calculation: mg/g in serving x weight of serving = mg per serving

Mg/package conversion: mg/serving x servings per package = mg/package

The laboratory uncertainty is calculated and updated on a regular basis.

Cannabinoid and Terpene Analysis are based on laboratory developed methods. All other test methods are based on established EPA, USP, ASTM or FDA methods.

Matrix matched quality control check samples for cannabis are available for microbiological analysis in a hemp-based QC. Other matrix matched quality control samples for most matrices may be available for hemp but do not currently exist in cannabis. Due to this unavailability, even ISO/IEC validated methods cannot be fully verified for the efficiency and accuracy of the cannabis extraction and analysis in any current Maine Testing facility.

QUALIFIER DEFINITION

NELSON ANALYTICAL LAB

120 York Street, Kennebunk, ME 04043
www.nelsonanalytical.com
(207)467-3478 phone

REPORT OF ANALYSIS
Laboratory ID: C24100068

NH ELAP Accreditation #NH2018
Maine State Certification # ME00015
Maine Radon Certification # ME17500

Qualifier Definition



Sampling performed by the lab is according to the lab document "Water Sampling Instructions". EPA standards list pH & Chlorine as field parameters which should be tested immediately upon sample collection. Samples tested for pH after submission are beyond the hold time. Samples will be analyzed as quickly as laboratory operations allow. Metals samples preserved and analyzed on the same day do not meet the method criteria. #-Sample(s) received at laboratory do not meet method specified temperature criteria. #L-Sample(s) received in lobby and it was unable to be verified if they were in a cooler or on ice at receipt.

Solid samples are reported on a dry weight basis unless noted otherwise.

Subcontract Laboratories: SUB1: Nelson Analytical Manchester (NH1005) ME-NH01005 SUB 2: (NH 2136) (ME-CT00007),SUB3: (NH2001) (ME00019), SUB 4: NH2073 SUB5: (NH2530) (ME FL00117), SUB7: EAI Analytical (NH 1007),SUB 8: ME00002 SUB9: (NH2516) (MA00100)